




| SILHOUETTE 7061   |   | W          | D     | H     | SH   | AH   | SW          | SD   | WT   | CU FT |      |      |      |      |      |      |
|---|---|------------|-------|-------|------|------|-------------|------|------|-------|------|------|------|------|------|------|
|  | Lounge  | 32         | 30    | 34    | 18.5 | 26.5 | 21 (Inside) | 22   | 48   | 28    |      |      |      |      |      |      |
|   | Exposed wood legs<br><ul style="list-style-type: none"> <li>• <b>Specify Finish</b></li> <li>• <b>Specify Grade/Fabric</b></li> </ul> |            |       |       |      |      |             |      |      |       |      |      |      |      |      |      |
|   | Fabric yds  | Leather sf | COM 1 | COL 2 | 3    | 4    | 5           | 6    | 7    | 8     | 9    | 10   | 11   | 12   | L1   | L2   |
| 5   | 100   | 1408       | 1475  | 1586  | 1720 | 1854 | 1987        | 2121 | 2266 | 2477  | 2700 | 2990 | 3435 | 2051 | 2311 | 2635 |

| SILHOUETTE 7062   |   | W          | D     | H     | SH   | AH   | SW          | SD   | WT   | CU FT |      |      |      |      |      |      |
|---|---|------------|-------|-------|------|------|-------------|------|------|-------|------|------|------|------|------|------|
|  | Loveseat  | 52         | 30    | 34    | 18.5 | 26.5 | 41 (Inside) | 22   | 70   | 46    |      |      |      |      |      |      |
|   | Exposed wood legs<br><ul style="list-style-type: none"> <li>• <b>Specify Finish</b></li> <li>• <b>Specify Grade/Fabric</b></li> </ul> |            |       |       |      |      |             |      |      |       |      |      |      |      |      |      |
|   | Fabric yds  | Leather sf | COM 1 | COL 2 | 3    | 4    | 5           | 6    | 7    | 8     | 9    | 10   | 11   | 12   | L1   | L2   |
| 7   | 140   | 2048       | 2142  | 2298  | 2485 | 2672 | 2859        | 3046 | 3249 | 3545  | 3857 | 4262 | 4886 | 2938 | 3302 | 3755 |

| SILHOUETTE 7063   |   | W          | D     | H     | SH   | AH   | SW          | SD   | WT   | CU FT |      |      |      |      |      |      |
|---|---|------------|-------|-------|------|------|-------------|------|------|-------|------|------|------|------|------|------|
|  | Sofa  | 71         | 30    | 34    | 18.5 | 26.5 | 60 (Inside) | 22   | 102  | 59    |      |      |      |      |      |      |
|   | Exposed wood legs<br><ul style="list-style-type: none"> <li>• <b>Specify Finish</b></li> <li>• <b>Specify Grade/Fabric</b></li> </ul> |            |       |       |      |      |             |      |      |       |      |      |      |      |      |      |
|   | Fabric yds  | Leather sf | COM 1 | COL 2 | 3    | 4    | 5           | 6    | 7    | 8     | 9    | 10   | 11   | 12   | L1   | L2   |
| 9   | 180   | 2319       | 2439  | 2640  | 2880 | 3121 | 3362        | 3602 | 3863 | 4244  | 4645 | 5166 | 5968 | 3456 | 3924 | 4506 |