




BLUES 7038		W	D	H	SH	AH	SW	SD	WT	CU FT						
	Side	20.5	23.5	35	19.5	—	20.5	18.25	23	16						
	<ul style="list-style-type: none"> <li>• Specify Finish</li> <li>• Specify Grade/Fabric</li> </ul>															
	Fabric yds	Leather sf	COM 1	COL 2	3	4	5	6	7	8	9	10	11	12	L1	L2
2	40	770	797	841	895	948	1002	1055	1113	1198	1287	1403	1581	1043	1147	1276

BLUES 7039		W	D	H	SH	AH	SW	SD	WT	CU FT						
	Arm	23	23.5	35	19.5	26	20.5	18.25	27	16						
	<ul style="list-style-type: none"> <li>• Specify Finish</li> <li>• Specify Grade/Fabric</li> </ul>															
	Fabric yds	Leather sf	COM 1	COL 2	3	4	5	6	7	8	9	10	11	12	L1	L2
2	40	893	920	964	1018	1071	1125	1178	1236	1321	1410	1526	1704	1166	1270	1399

BLUES 7040B		W	D	H	SH	AH	SW	SD	WT	CU FT						
	Bar	18.5	20.75	43.5	30.5	—	18.5	16	27	13						
	Standard with brushed stainless metal footguard <ul style="list-style-type: none"> <li>• Specify Finish</li> <li>• Specify Grade/Fabric</li> </ul>															
	Fabric yds	Leather sf	COM 1	COL 2	3	4	5	6	7	8	9	10	11	12	L1	L2
1.5	30	904	924	957	998	1038	1078	1118	1161	1225	1292	1379	1512	1115	1193	1290